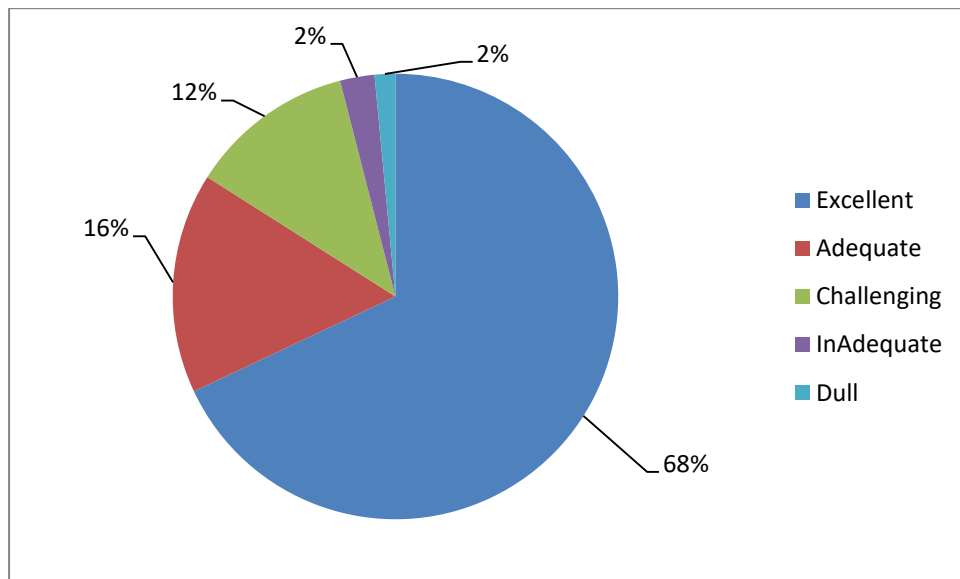


Student Feedback Analysis report on Curriculum for the academic year 2023-2024

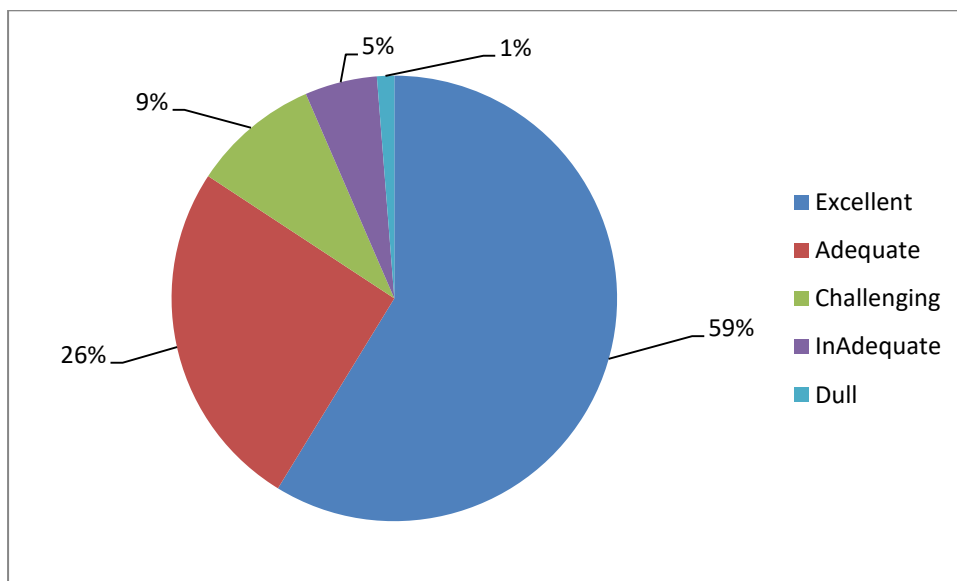
1.Syllabus of each course on advanced trends

| Total Responses | Excellent | Adequate | Challenging | Inadequate | Dull |
|-----------------|-----------|----------|-------------|------------|------|
| 400 | 272 | 64 | 48 | 10 | 6 |



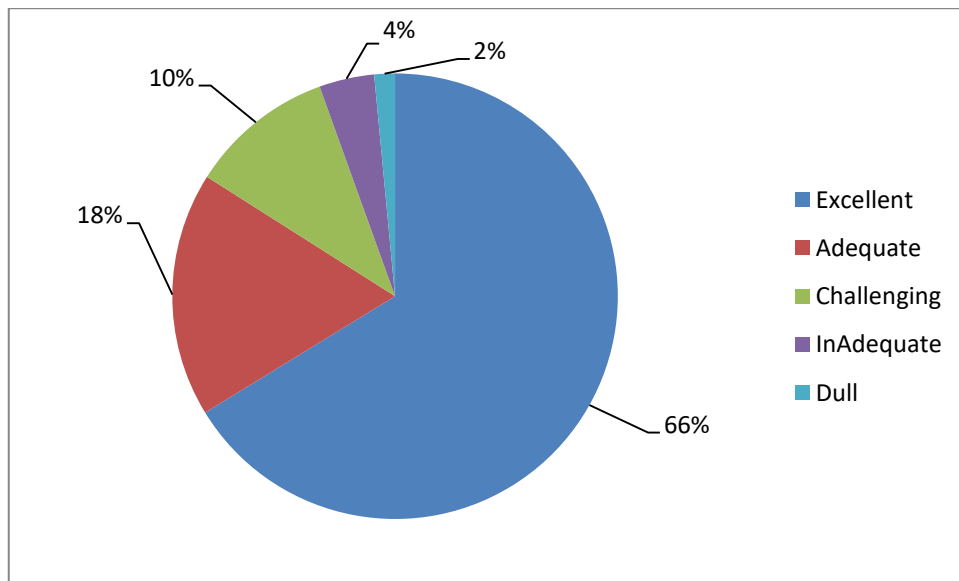
2.Relevance of course in the changing scenario

| Total Responses | Excellent | Adequate | Challenging | Inadequate | Dull |
|-----------------|-----------|----------|-------------|------------|------|
| 400 | 235 | 102 | 37 | 21 | 5 |



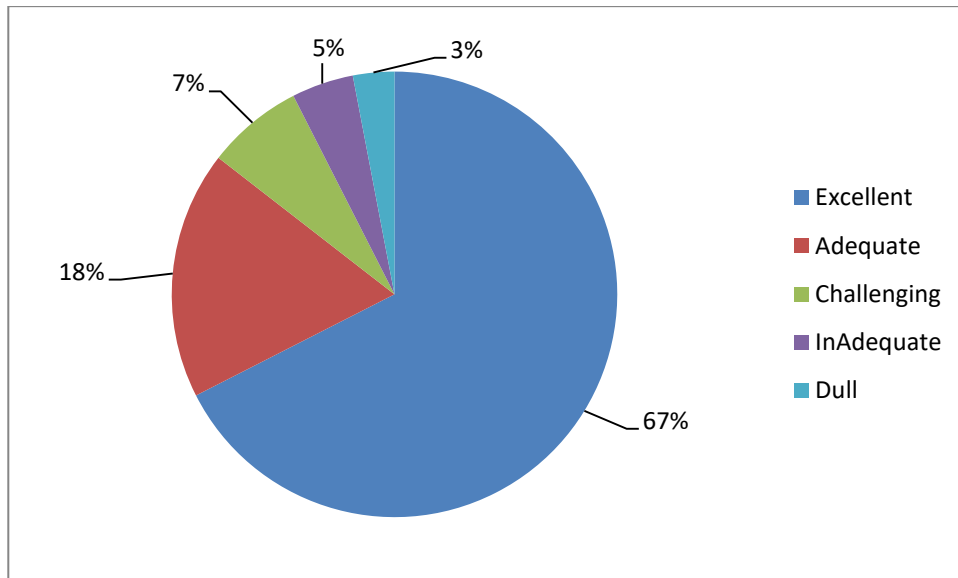
3. Accessibility of the Course to the Student mind

| Total Responses | Excellent | Adequate | Challenging | Inadequate | Dull |
|-----------------|-----------|----------|-------------|------------|------|
| 400 | 265 | 71 | 42 | 16 | 6 |



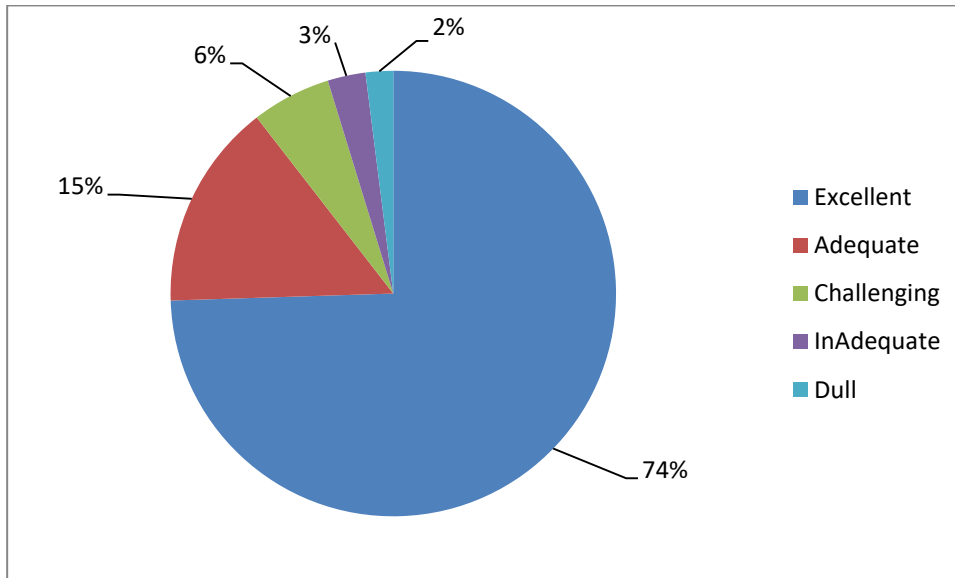
4. Library material and facilities for the course

| Total Responses | Excellent | Adequate | Challenging | Inadequate | Dull |
|-----------------|-----------|----------|-------------|------------|------|
| 400 | 270 | 72 | 28 | 18 | 12 |



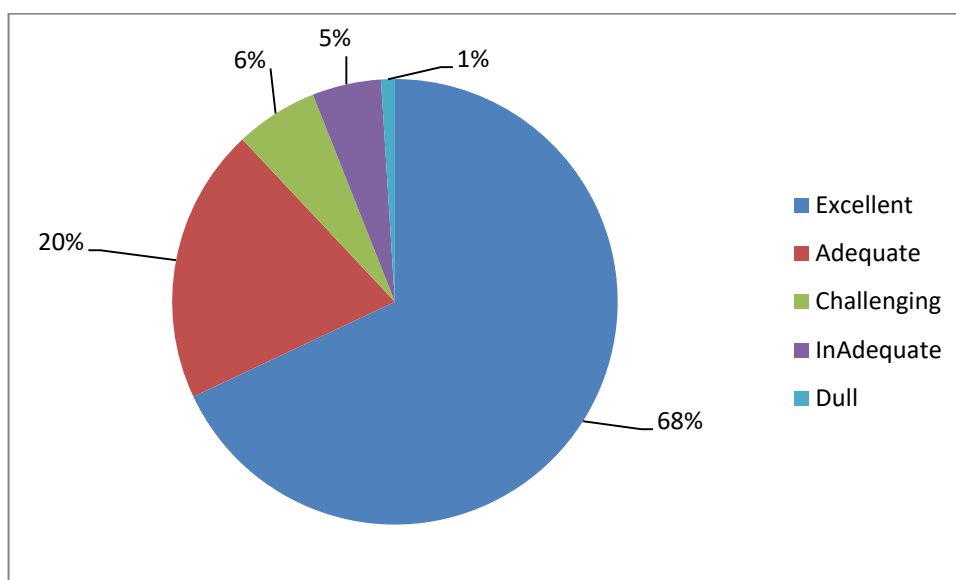
5.Ability of Teacher to communicate

| Total Responses | Excellent | Adequate | Challenging | Inadequate | Dull |
|-----------------|-----------|----------|-------------|------------|------|
| 400 | 298 | 60 | 23 | 11 | 8 |



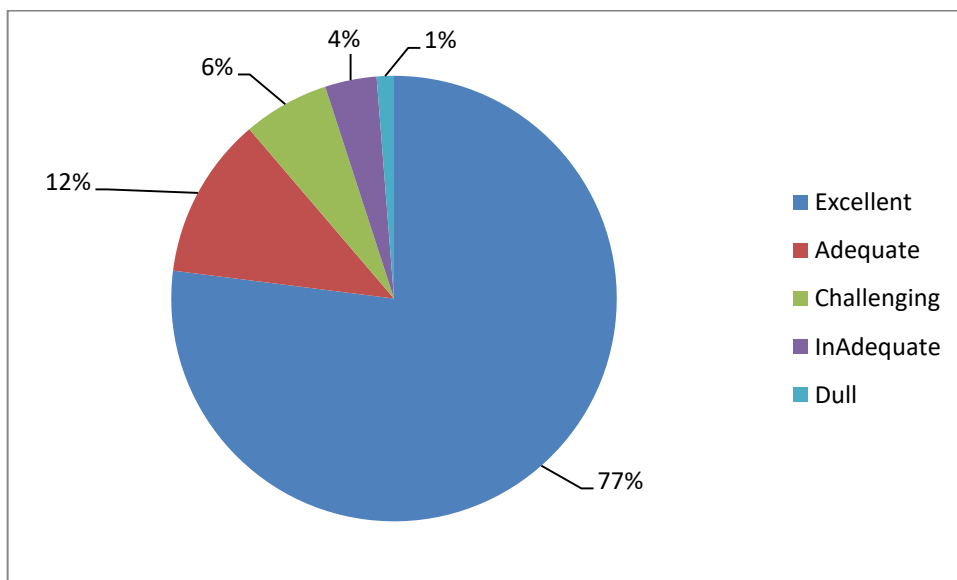
6.Student participation in Class Room

| Total Responses | Excellent | Adequate | Challenging | Inadequate | Dull |
|-----------------|-----------|----------|-------------|------------|------|
| 400 | 272 | 80 | 24 | 20 | 4 |



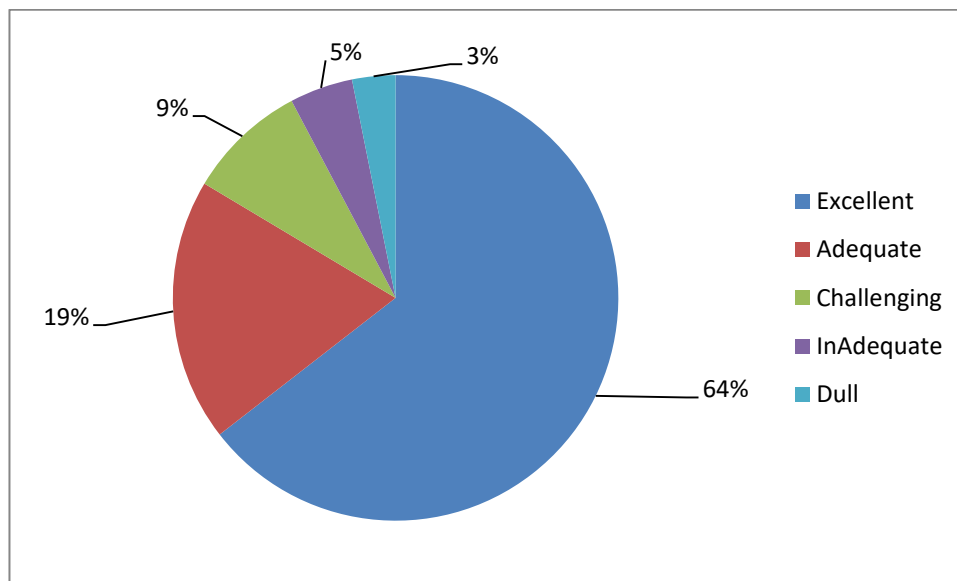
7. Teacher's approach to students

| Total Responses | Excellent | Adequate | Challenging | Inadequate | Dull |
|-----------------|-----------|----------|-------------|------------|------|
| 400 | 308 | 47 | 25 | 15 | 5 |



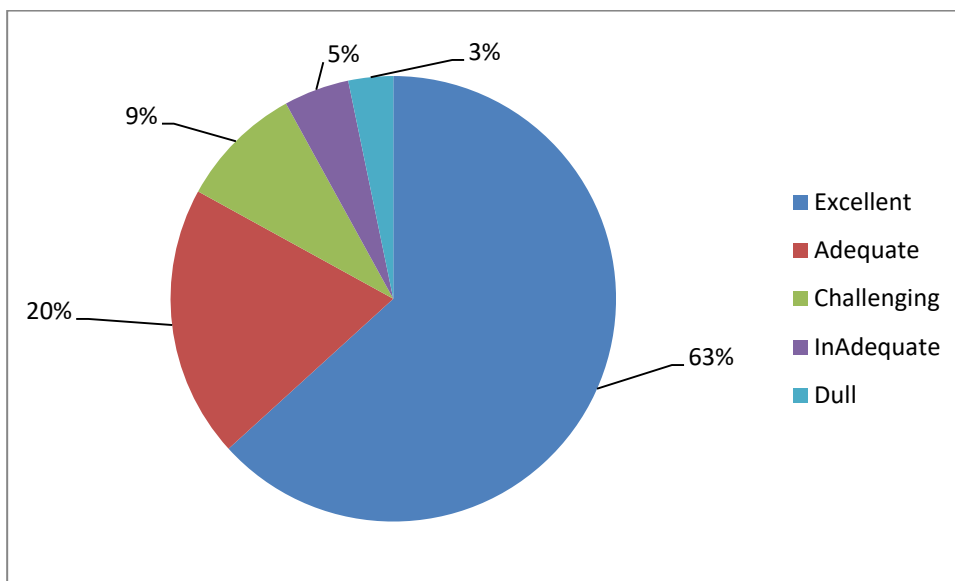
8. Internal Assessment

| Total Responses | Excellent | Adequate | Challenging | Inadequate | Dull |
|-----------------|-----------|----------|-------------|------------|------|
| 400 | 267 | 79 | 36 | 11 | 7 |



9.Implementation of Bridge Courses at the entry level

| Total Responses | Excellent | Adequate | Challenging | Inadequate | Dull |
|-----------------|-----------|----------|-------------|------------|------|
| 400 | 253 | 79 | 36 | 19 | 13 |



10. Facilitation of Add on Courses

| Total Responses | Excellent | Adequate | Challenging | Inadequate | Dull |
|-----------------|-----------|----------|-------------|------------|------|
| 400 | 280 | 79 | 22 | 10 | 9 |

