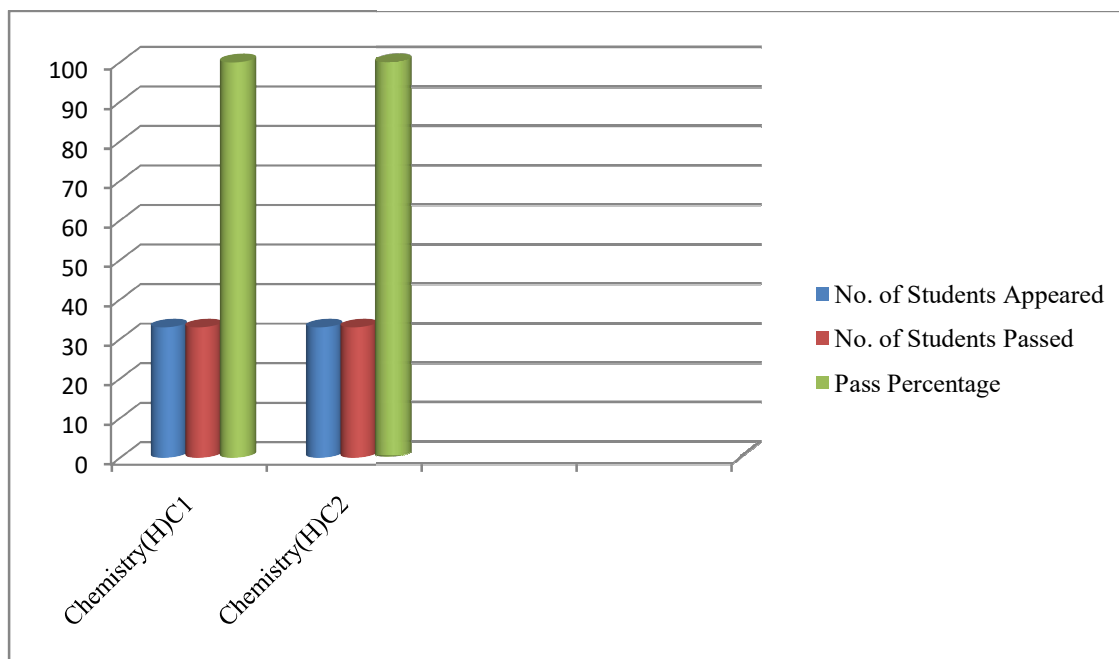


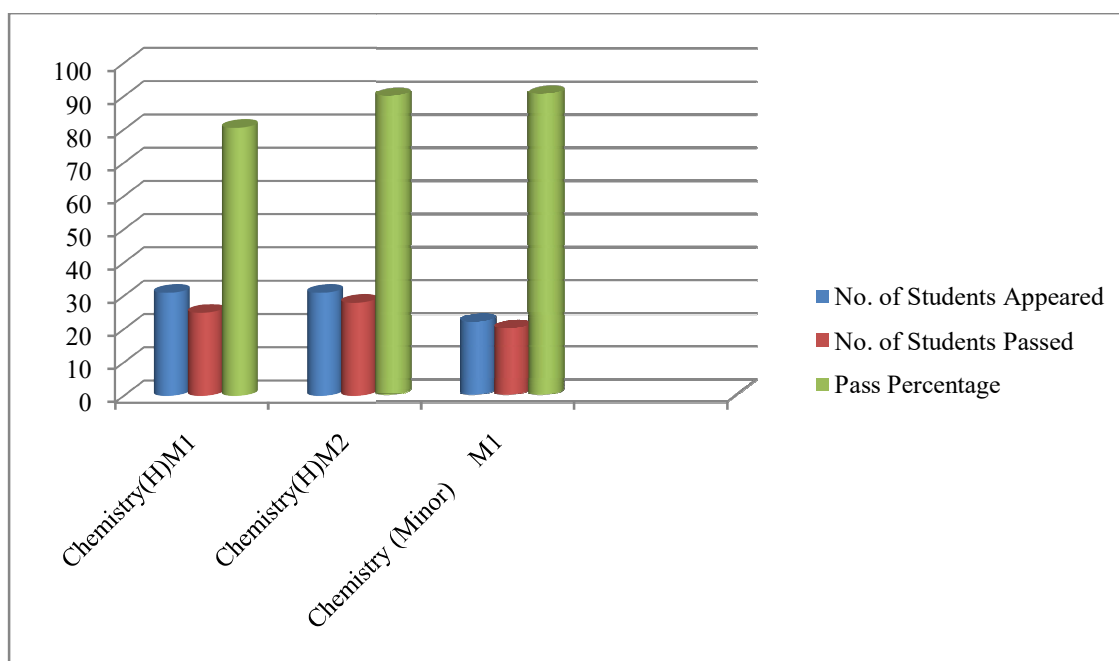
S.V.K.P. & K.S. RAJU ARTS & SCIENCE COLLEGE (A), PENUGONDA
DEPARTMENT OF CHEMISTRY (U.G)
RESULT ANALYSIS
Admitted Batch 2023-2024
I SEMESTER

S.No	Group & Paper	No. of Students Appeared	No. of Students Passed	Pass Percentage
1	Chemistry(H)C1	33	33	100%
2	Chemistry(H)C2	33	33	100%



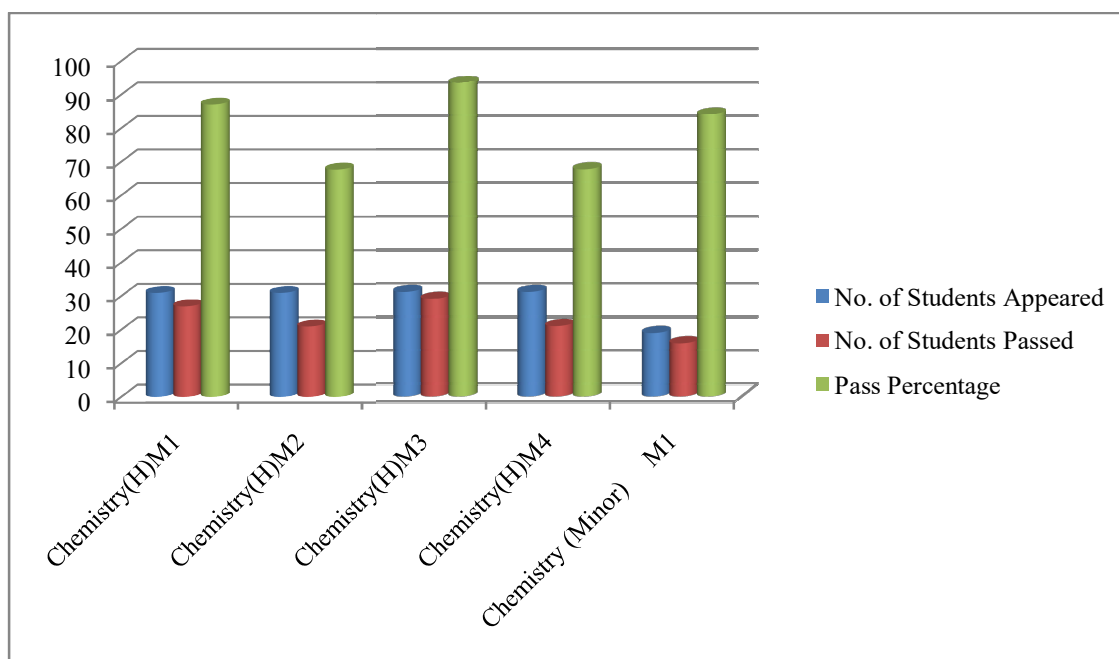
S.V.K.P. & K.S. RAJU ARTS & SCIENCE COLLEGE (A), PENUGONDA
DEPARTMENT OF CHEMISTRY (U.G)
RESULT ANALYSIS
Admitted Batch 2023-2024
II SEMESTER

S.No	Group & Paper		No. of Students Appeared	No. of Students Passed	Pass Percentage
1	Chemistry(H)	M1	31	25	80.6%
		M2	31	28	90.32%
2	Chemistry (Minor) M1		22	20	90.9%



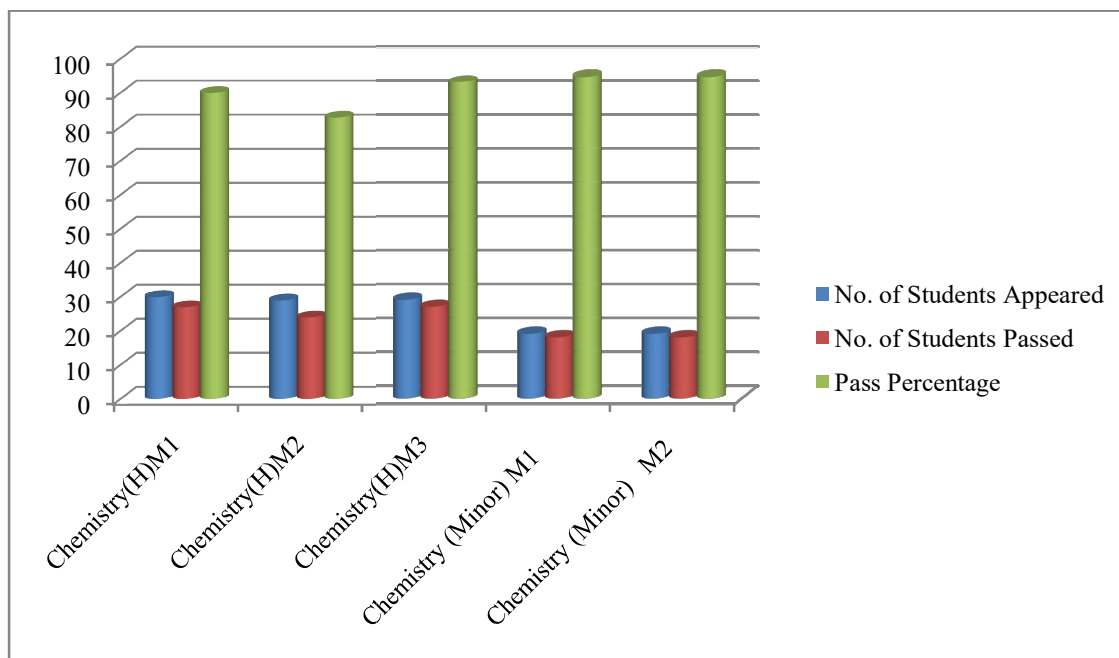
S.V.K.P. & K.S. RAJU ARTS & SCIENCE COLLEGE (A), PENUGONDA
DEPARTMENT OF CHEMISTRY (U.G)
RESULT ANALYSIS
Admitted Batch 2023-2024
III SEMESTER

S.No	Group& Paper	No. of Students Appeared	No. of Students Passed	Pass Percentage	
1	Chemistry(H)	M1	31	27	87.09%
		M2	31	21	67.74%
		M3	31	29	93.54%
		M4	31	21	67.74%
2	Chemistry (Minor) M1	19	16	84.21%	



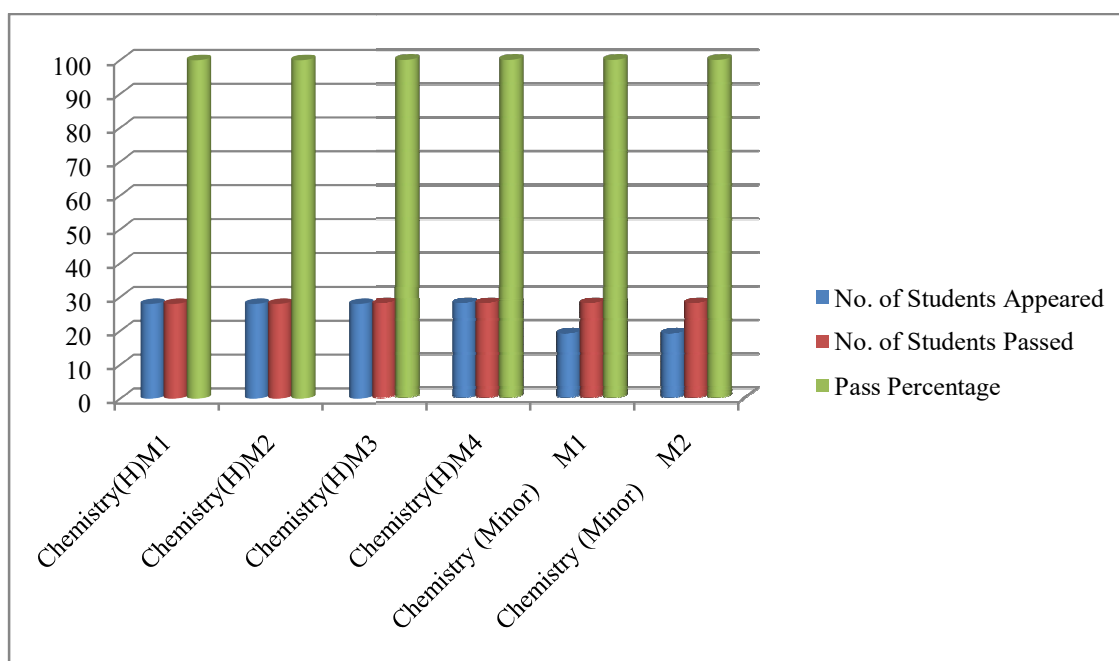
S.V.K.P. & K.S. RAJU ARTS & SCIENCE COLLEGE (A), PENUGONDA
DEPARTMENT OF CHEMISTRY (U.G)
RESULT ANALYSIS
Admitted Batch 2023-2024
IV SEMESTER

S.No	Group & Paper	No. of Students Appeared	No. of Students Passed	Pass Percentage	
1	Chemistry(H)	M1	30	27	90%
		M2	29	24	82.75%
		M3	29	27	93.1%
2	Chemistry (Minor)	M1	19	18	94.74%
		M2	19	18	94.74%



S.V.K.P. & K.S. RAJU ARTS & SCIENCE COLLEGE (A), PENUGONDA
DEPARTMENT OF CHEMISTRY (U.G)
RESULT ANALYSIS
Admitted Batch 2023-2024
V SEMESTER

S.No	Group& Paper		No. of Students Appeared	No. of Students Passed	Pass Percentage
1	Chemistry(H)	M1	28	28	100%
		M2	28	28	100%
		M3	28	28	100%
		M4	28	28	100%
2	Chemistry (Minor) M1	M1	19	19	100%
		M2	19	19	100%



S.V.K.P. & K.S. RAJU ARTS & SCIENCE COLLEGE (A), PENUGONDA
DEPARTMENT OF CHEMISTRY (U.G)
RESULT ANALYSIS
Admitted Batch 2023-2024
VI SEMESTER
LONG TERM INTERNSHIP

S.No	Group	No. of Students Appeared	No. of Students Passed	Pass Percentage
1	CHEMISTRY(H)	27	27	100%

