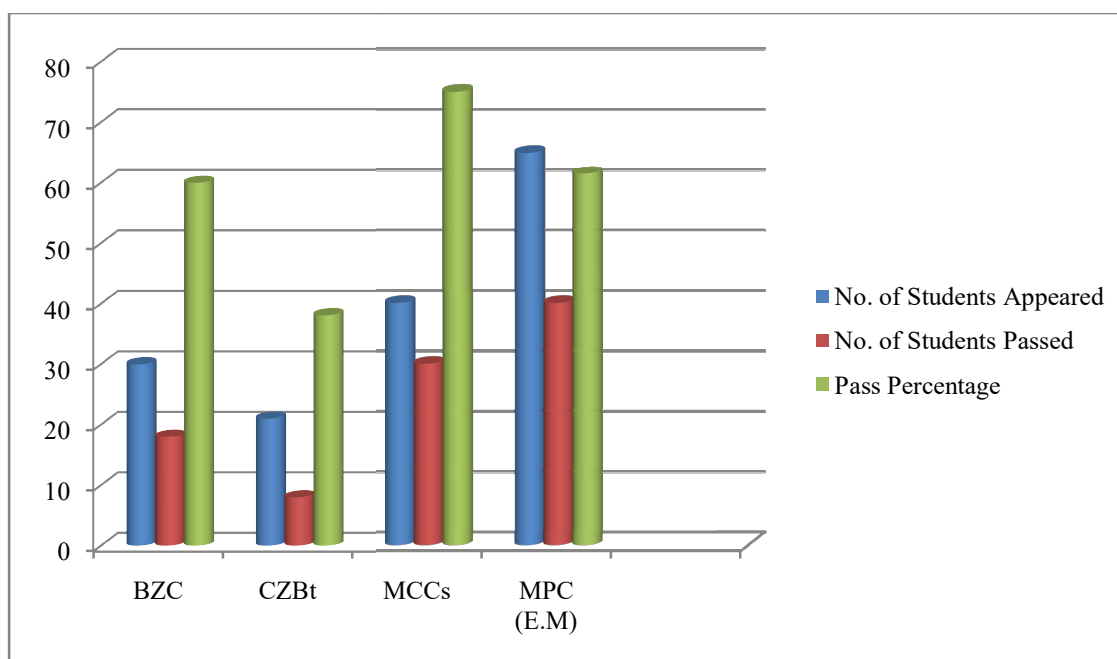


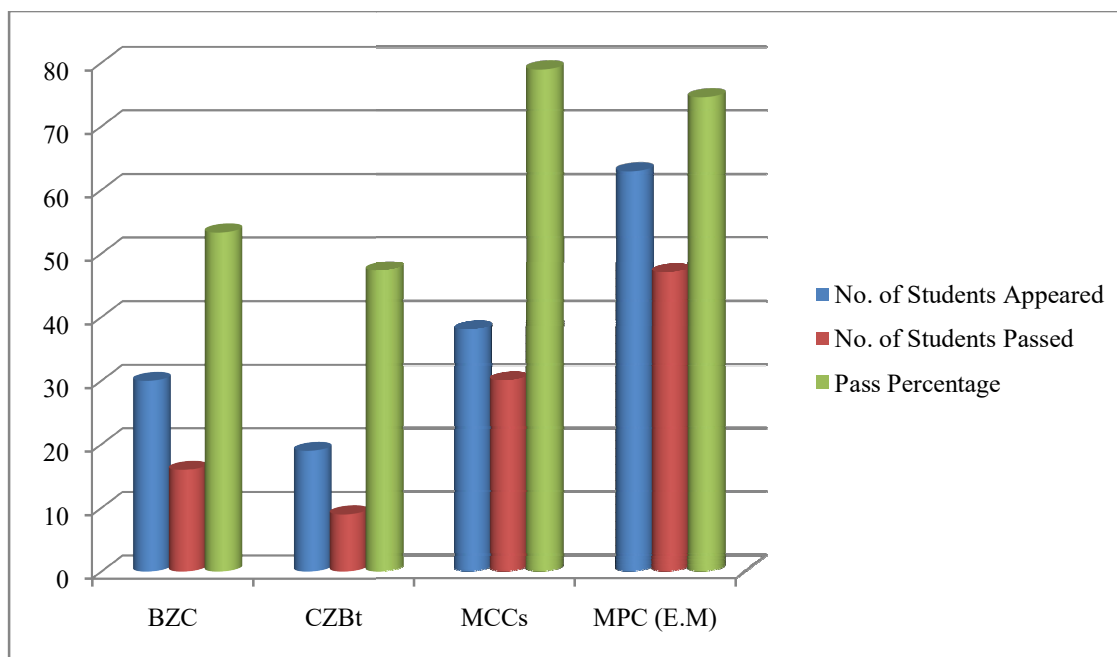
**S.V.K.P. & K.S. RAJU ARTS & SCIENCE COLLEGE (A), PENUGONDA**  
**DEPARTMENT OF CHEMISTRY (U.G)**  
**RESULT ANALYSIS**  
**Admitted Batch 2021-2022**  
**I SEMESTER**

| S.No | Group     | No. of Students Appeared | No. of Students Passed | Pass Percentage |
|------|-----------|--------------------------|------------------------|-----------------|
| 1    | BZC       | 30                       | 18                     | 60%             |
| 2    | CZBt      | 21                       | 08                     | 38.1%           |
| 3    | MCCs      | 40                       | 30                     | 75%             |
| 4    | MPC (E.M) | 65                       | 40                     | 61.54%          |



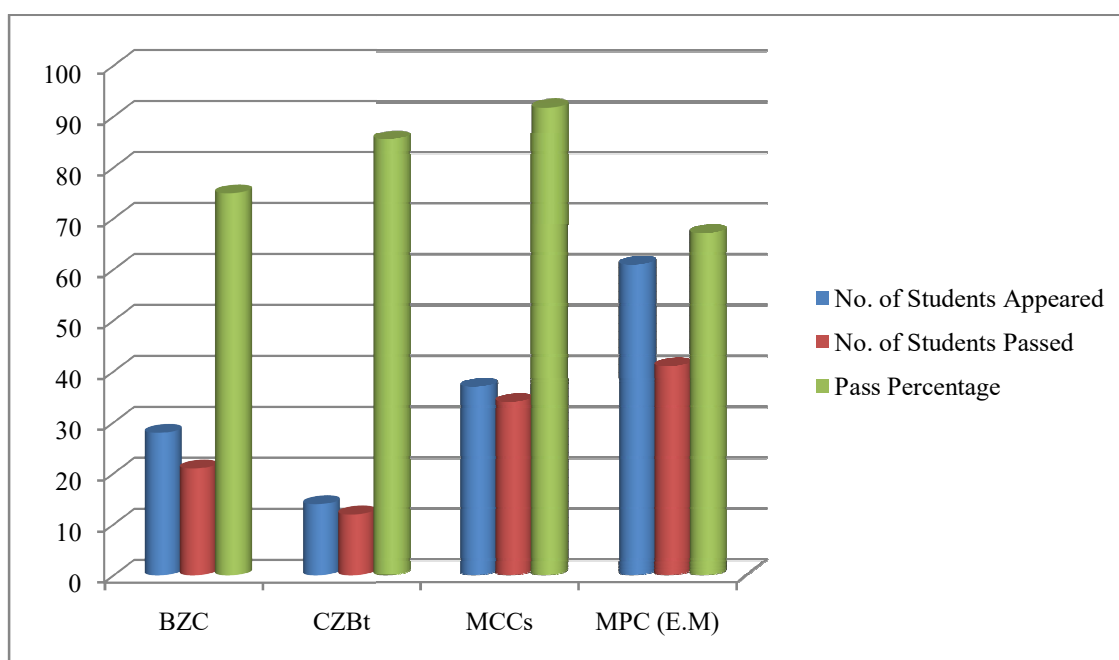
**S.V.K.P. & K.S. RAJU ARTS & SCIENCE COLLEGE (A), PENUGONDA**  
**DEPARTMENT OF CHEMISTRY (U.G)**  
**RESULT ANALYSIS**  
**2021-2022**  
**II SEMESTER**

| S.No | Group     | No. of Students Appeared | No. of Students Passed | Pass Percentage |
|------|-----------|--------------------------|------------------------|-----------------|
| 1    | BZC       | 30                       | 16                     | 53.33%          |
| 2    | CZBt      | 19                       | 09                     | 47.37%          |
| 3    | MCCs      | 38                       | 30                     | 78.95%          |
| 4    | MPC (E.M) | 63                       | 47                     | 74.60%          |



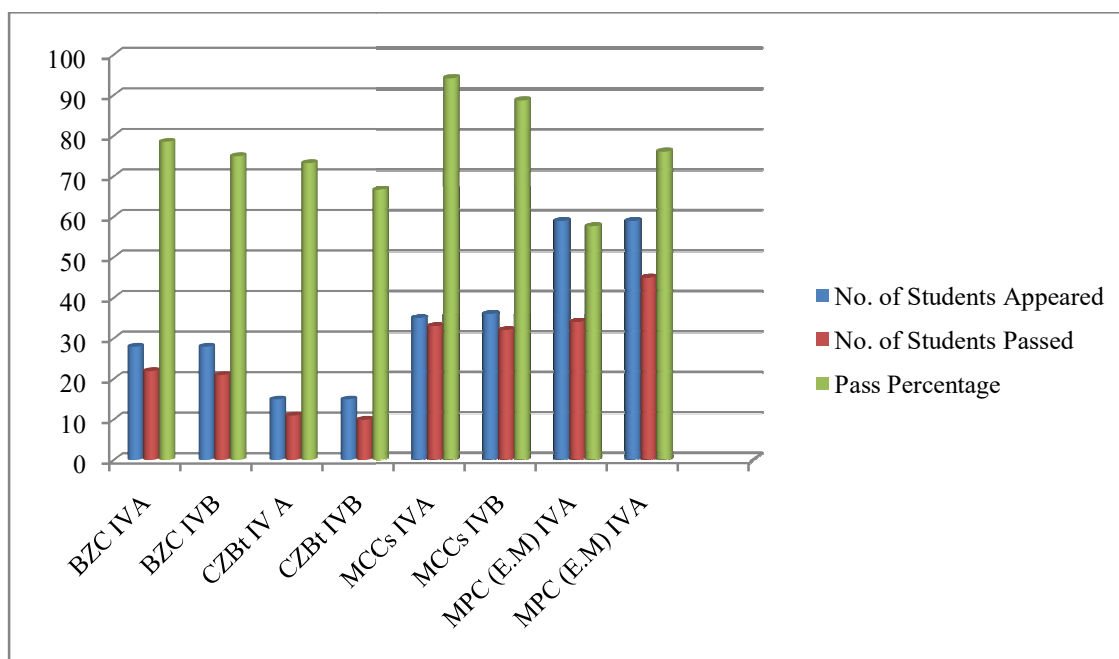
**S.V.K.P. & K.S. RAJU ARTS & SCIENCE COLLEGE (A), PENUGONDA**  
**DEPARTMENT OF CHEMISTRY (U.G)**  
**RESULT ANALYSIS**  
**Admitted Batch 2021-2022**  
**III SEMESTER**

| S.No | Group     | No. of Students Appeared | No. of Students Passed | Pass Percentage |
|------|-----------|--------------------------|------------------------|-----------------|
| 1    | BZC       | 28                       | 21                     | 75%             |
| 2    | CZBt      | 14                       | 12                     | 85.7%           |
| 3    | MCCs      | 37                       | 34                     | 91.89%          |
| 4    | MPC (E.M) | 61                       | 41                     | 67.21%          |



**S.V.K.P. & K.S. RAJU ARTS & SCIENCE COLLEGE (A), PENUGONDA**  
**DEPARTMENT OF CHEMISTRY (U.G)**  
**RESULT ANALYSIS**  
**Admitted Batch 2021-2022**  
**IV SEMESTER**

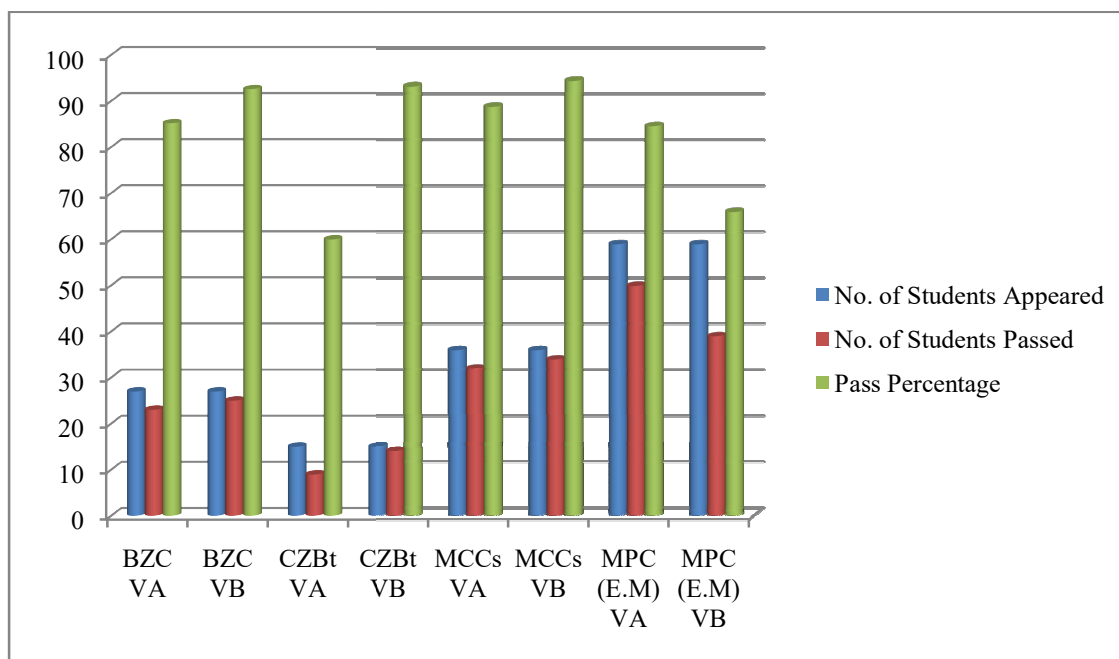
| S.No | Group            | No. of Students Appeared |           | No. of Students Passed |           | Pass Percentage |            |
|------|------------------|--------------------------|-----------|------------------------|-----------|-----------------|------------|
|      |                  | Paper-IVA                | Paper-IVB | Paper-IVA              | Paper-IVB | Paper-IVA       | Paper -IVB |
| 1    | <b>BZC</b>       | 28                       | 28        | 22                     | 21        | 78.57%          | 75%        |
| 2    | <b>CZBt</b>      | 15                       | 15        | 11                     | 10        | 73.33%          | 66.67%     |
| 3    | <b>MCCs</b>      | 35                       | 36        | 33                     | 32        | 94.29%          | 88.89%     |
| 4    | <b>MPC (E.M)</b> | 59                       | 59        | 34                     | 45        | 57.63%          | 76.27%     |



**S.V.K.P. & K.S. RAJU ARTS & SCIENCE COLLEGE (A), PENUGONDA**  
**DEPARTMENT OF CHEMISTRY (U.G)**  
**RESULT ANALYSIS**  
**Admitted Batch 2021-2022**

**V SEMESTER**

| S.No | Group            | No. of Students Appeared |          | No. of Students Passed |          | Pass Percentage |           |
|------|------------------|--------------------------|----------|------------------------|----------|-----------------|-----------|
|      |                  | Paper-VA                 | Paper-VB | Paper-VA               | Paper-VB | Paper-VA        | Paper -VB |
| 1    | <b>BZC</b>       | 27                       | 27       | 23                     | 25       | 85.19%          | 92.59%    |
| 2    | <b>CZBt</b>      | 15                       | 15       | 09                     | 14       | 60%             | 93.33%    |
| 3    | <b>MCCs</b>      | 36                       | 36       | 32                     | 34       | 88.89%          | 94.44%    |
| 4    | <b>MPC (E.M)</b> | 59                       | 59       | 50                     | 39       | 84.75%          | 66.1%     |



**S.V.K.P. & K.S. RAJU ARTS & SCIENCE COLLEGE (A), PENUGONDA**  
**DEPARTMENT OF CHEMISTRY (U.G)**  
**RESULT ANALYSIS**  
**Admitted Batch 2021-2022**  
**VI SEMESTER**

| S.No | Group     | No. of Students Appeared | No. of Students Passed | Pass Percentage |
|------|-----------|--------------------------|------------------------|-----------------|
| 1    | BZC       | 26                       | 26                     | 100%            |
| 2    | CZBt      | 15                       | 15                     | 100%            |
| 3    | MCCs      | 35                       | 35                     | 100%            |
| 4    | MPC (E.M) | 56                       | 55                     | 98.21%          |

