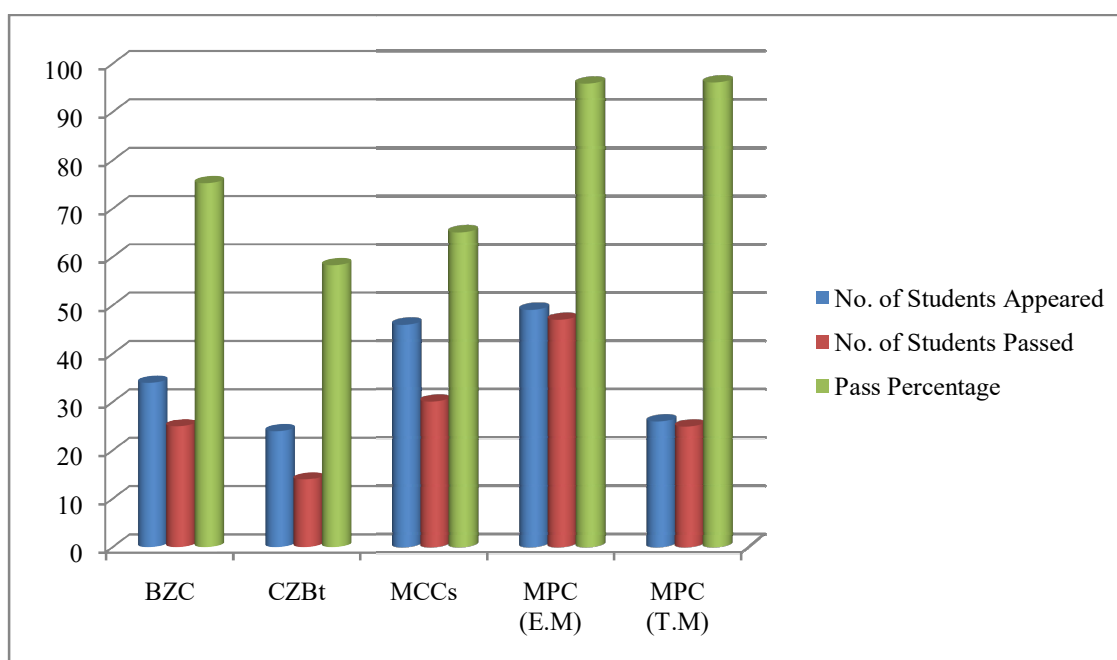


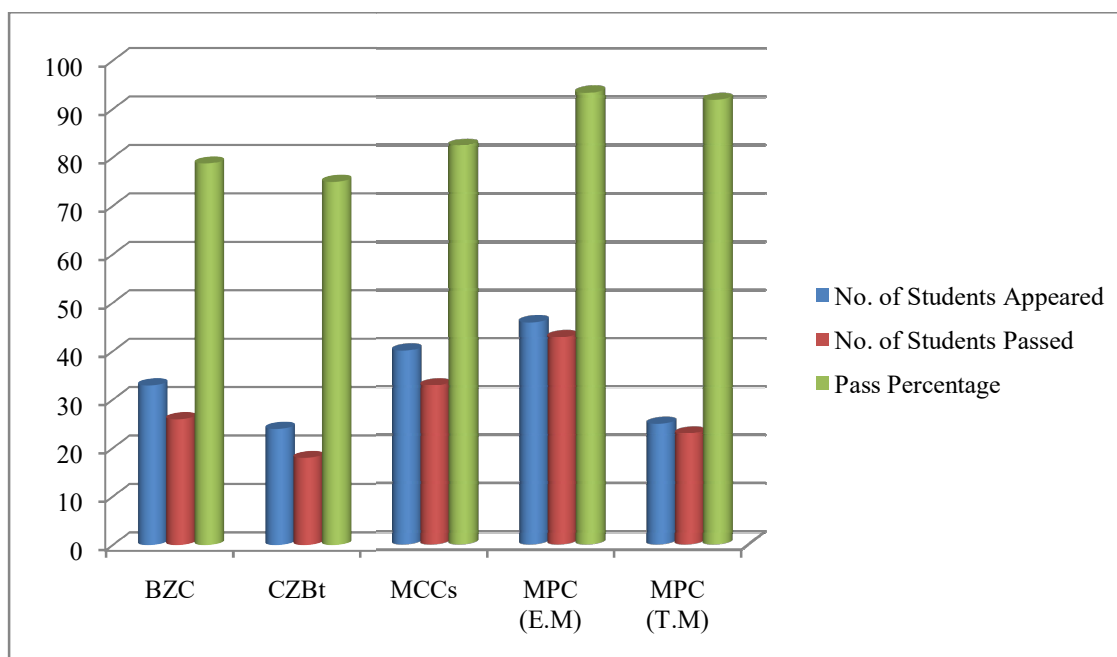
S.V.K.P. & K.S. RAJU ARTS & SCIENCE COLLEGE (A), PENUGONDA
DEPARTMENT OF CHEMISTRY (U.G)
RESULT ANALYSIS
Admitted Batch 2020-2021
I SEMESTER

S.No	Group	No. of Students Appeared	No. of Students Passed	Pass Percentage
1	BZC	34	25	75.3%
2	CZBt	24	14	58.33%
3	MCCs	46	30	65.22%
4	MPC (E.M)	49	47	95.92%
5	MPC (T.M)	26	25	96.15%



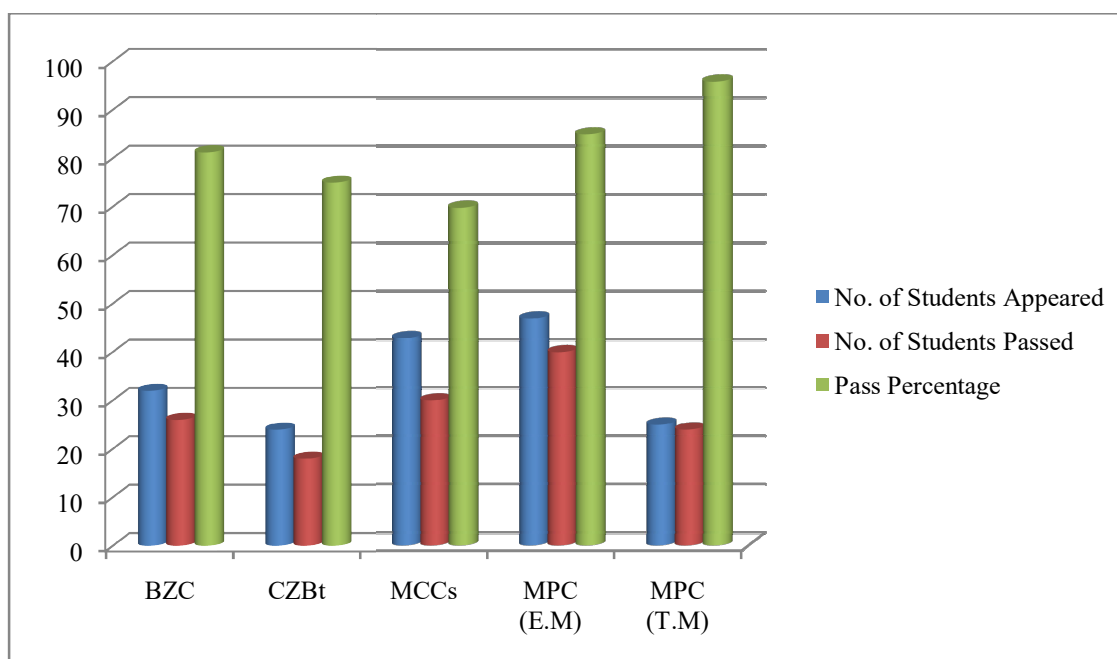
S.V.K.P. & K.S. RAJU ARTS & SCIENCE COLLEGE (A), PENUGONDA
DEPARTMENT OF CHEMISTRY (U.G)
RESULT ANALYSIS
Admitted Batch 2020-2021
II SEMESTER

S.No	Group	No. of Students Appeared	No. of Students Passed	Pass Percentage
1	BZC	33	26	78.79%
2	CZBt	24	18	75%
3	MCCs	40	33	82.5%
4	MPC (E.M)	46	43	93.48%
5	MPC (T.M)	25	23	92%



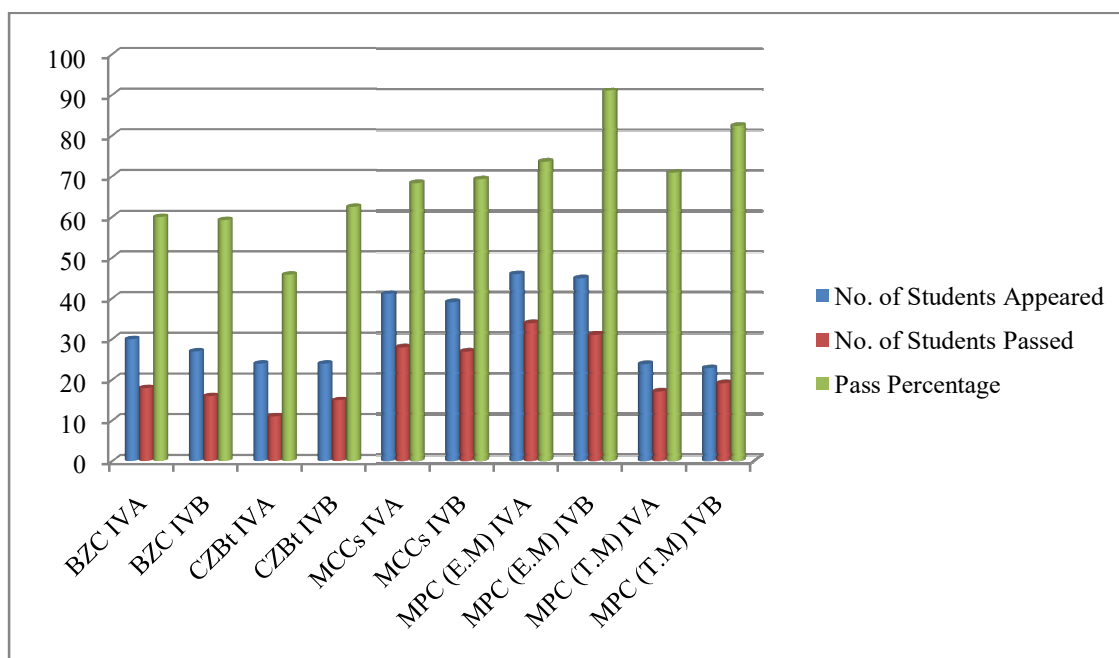
S.V.K.P. & K.S. RAJU ARTS & SCIENCE COLLEGE (A), PENUGONDA
DEPARTMENT OF CHEMISTRY (U.G)
RESULT ANALYSIS
Admitted Batch 2020-2021
III SEMESTER

S.No	Group	No. of Students Appeared	No. of Students Passed	Pass Percentage
1	BZC	32	26	81.25%
2	CZBt	24	18	75%
3	MCCs	43	30	69.77%
4	MPC (E.M)	47	40	85.1%
5	MPC (T.M)	25	24	96%



S.V.K.P. & K.S. RAJU ARTS & SCIENCE COLLEGE (A), PENUGONDA
DEPARTMENT OF CHEMISTRY (U.G)
RESULT ANALYSIS
Admitted Batch 2020-2021
IV SEMESTER

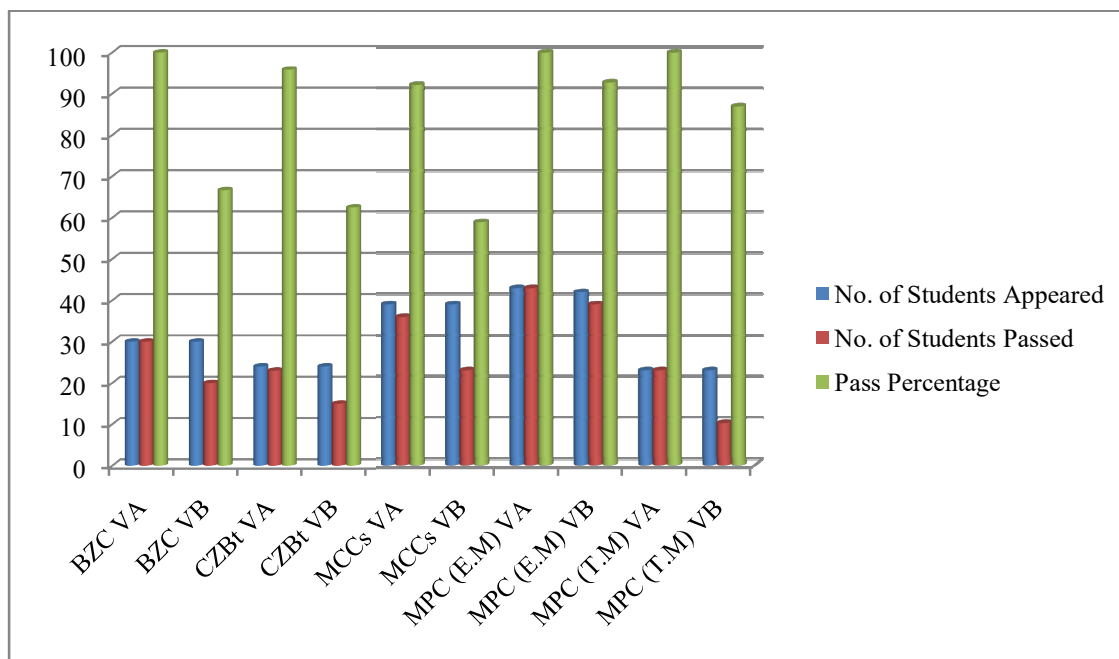
S.No	Group	No. of Students Appeared		No. of Students Passed		Pass Percentage	
		Paper-IVA	Paper-IVB	Paper-IVA	Paper-IVB	Paper-IVA	Paper -IVB
1	BZC	30	27	18	16	60%	59.26%
2	CZBt	24	24	11	15	45.83%	62.5%
3	MCCs	41	39	28	27	68.29%	69.23%
4	MPC (E.M)	46	45	34	31	73.91%	91.11%
5	MPC (T.M)	24	23	17	19	70.83%	82.61%



S.V.K.P. & K.S. RAJU ARTS & SCIENCE COLLEGE (A), PENUGONDA
DEPARTMENT OF CHEMISTRY (U.G)
RESULT ANALYSIS
Admitted Batch 2020-2021

V SEMESTER

S.No	Group	No. of Students Appeared		No. of Students Passed		Pass Percentage	
		Paper-VA	Paper-VB	Paper-VA	Paper-VB	Paper-VA	Paper -VB
1	BZC	30	30	30	20	100%	66.67%
2	CZBt	24	24	23	15	95.83%	62.5%
3	MCCs	39	39	36	23	92.31%	58.97%
4	MPC (E.M)	43	42	43	39	100%	92.86%
5	MPC (T.M)	23	23	23	10	100%	86.96%



S.V.K.P. & K.S. RAJU ARTS & SCIENCE COLLEGE (A), PENUGONDA
DEPARTMENT OF CHEMISTRY (U.G)
RESULT ANALYSIS
Admitted Batch 2020-2021
VI SEMESTER

S.No	Group	No. of Students Appeared	No. of Students Passed	Pass Percentage
1	BZC	30	30	100%
2	CZBt	24	24	100%
3	MCCs	37	37	100%
4	MPC (E.M)	43	43	100%
5	MPC (T.M)	22	22	100%

