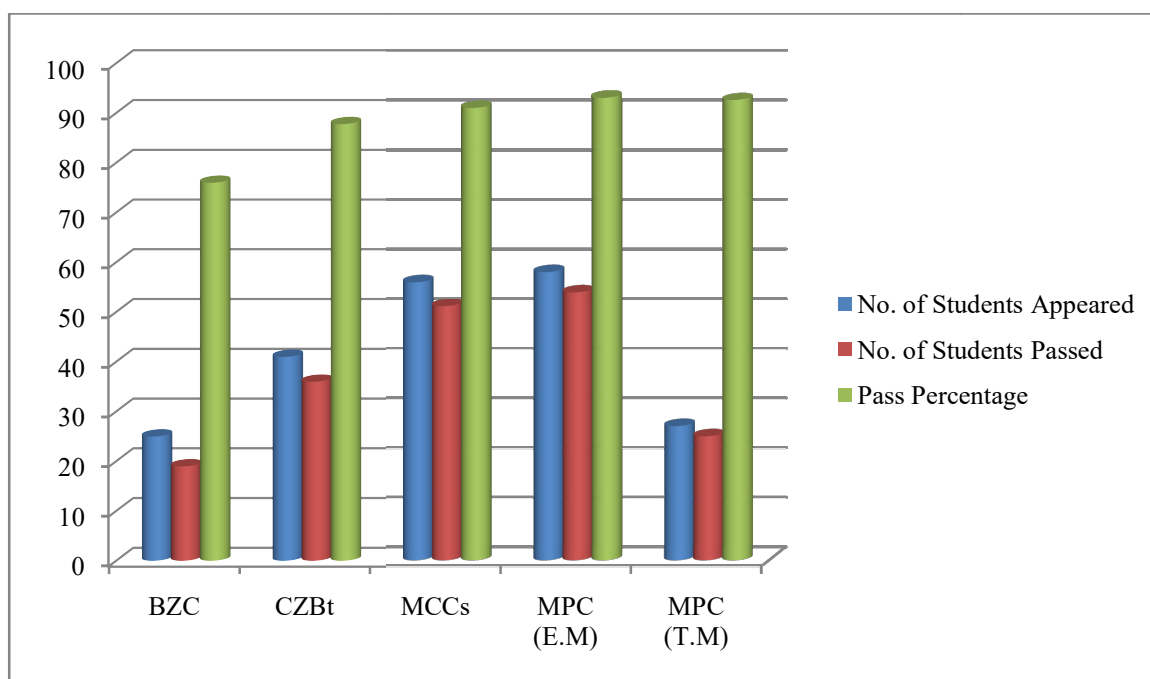


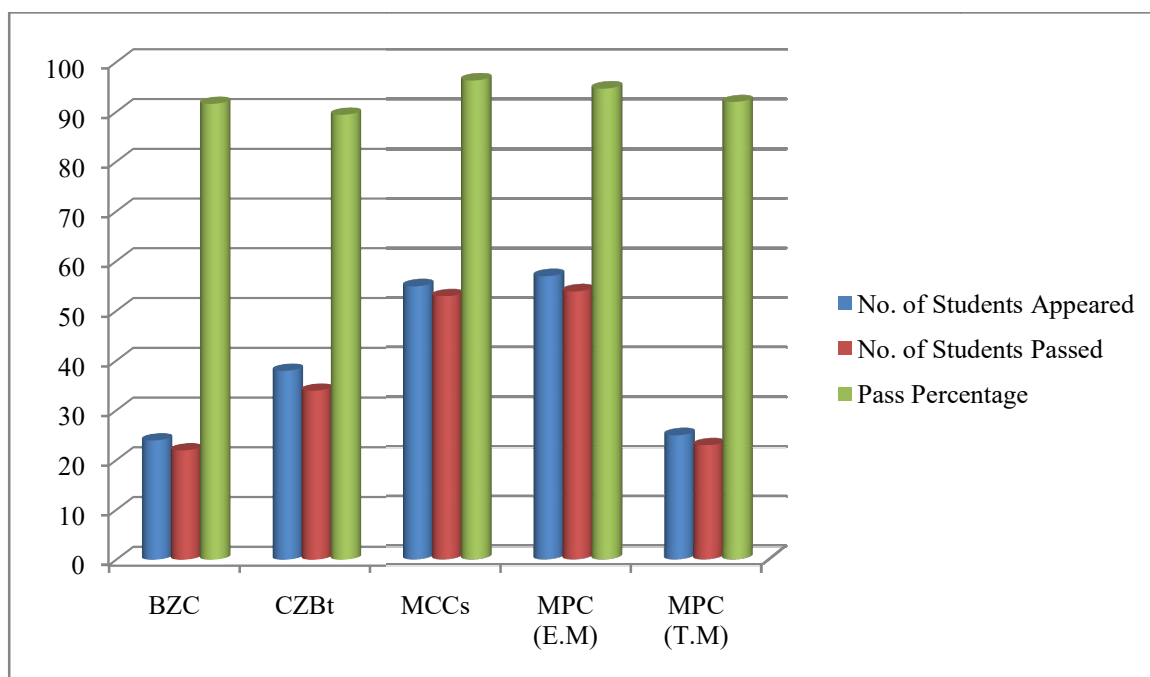
**S.V.K.P. & K.S. RAJU ARTS & SCIENCE COLLEGE (A), PENUGONDA**  
**DEPARTMENT OF CHEMISTRY (U.G)**  
**RESULT ANALYSIS**  
**Admitted Batch 2019-2020**  
**I SEMESTER**

S.No	Group	No. of Students Appeared	No. of Students Passed	Pass Percentage
1	BZC	25	19	76%
2	CZBt	41	36	87.8%
3	MCCs	56	51	91%
4	MPC (E.M)	58	54	93.1%
5	MPC (T.M)	27	25	92.59%



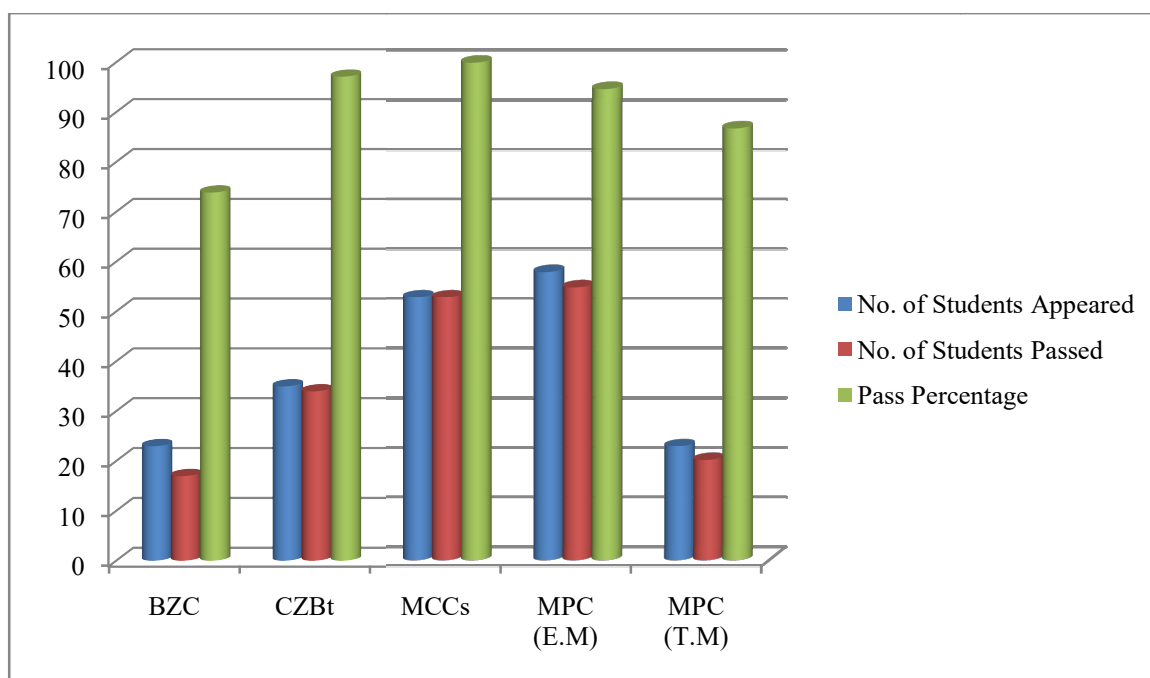
**S.V.K.P. & K.S. RAJU ARTS & SCIENCE COLLEGE (A), PENUGONDA**  
**DEPARTMENT OF CHEMISTRY (U.G)**  
**RESULT ANALYSIS**  
**Admitted Batch 2019-2020**  
**II SEMESTER**

S.No	Group	No. of Students Appeared	No. of Students Passed	Pass Percentage
1	BZC	24	22	91.67%
2	CZBt	38	34	89.47%
3	MCCs	55	53	96.36%
4	MPC (E.M)	57	54	94.74%
5	MPC (T.M)	25	23	92%



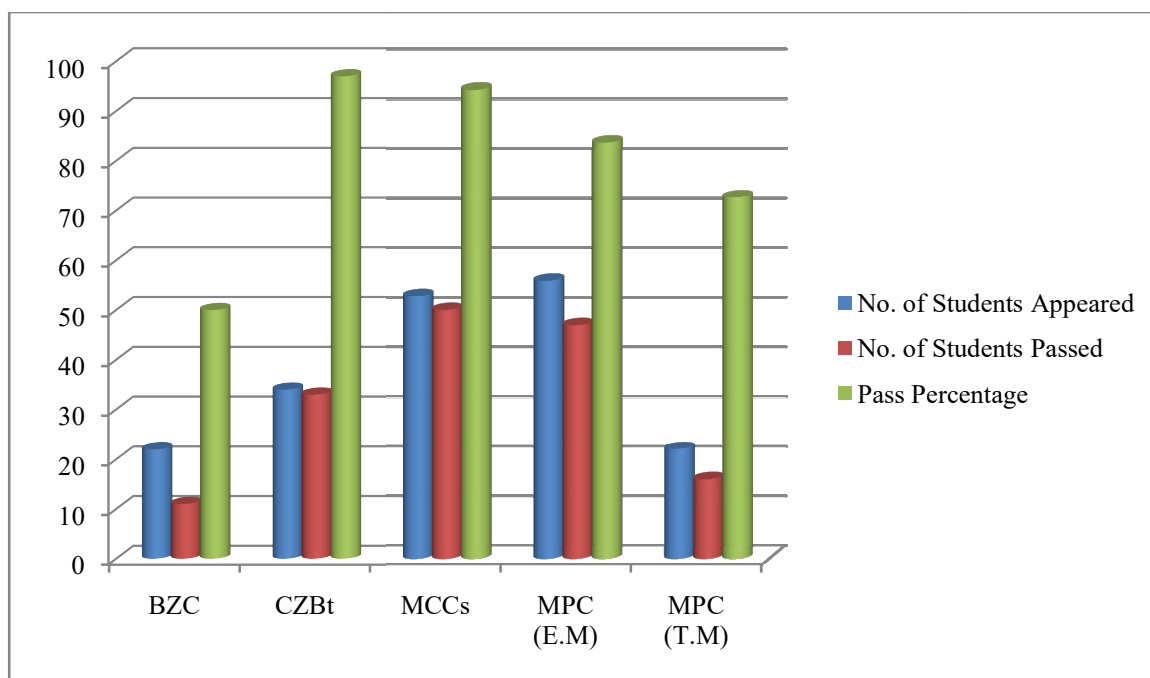
**S.V.K.P. & K.S. RAJU ARTS & SCIENCE COLLEGE (A), PENUGONDA**  
**DEPARTMENT OF CHEMISTRY (U.G)**  
**RESULT ANALYSIS**  
**Admitted Batch 2019-2020**  
**III SEMESTER**

S.No	Group	No. of Students Appeared	No. of Students Passed	Pass Percentage
1	BZC	23	17	73.9%
2	CZBt	35	34	97.14%
3	MCCs	53	53	100%
4	MPC (E.M)	58	55	94.82%
5	MPC (T.M)	23	20	86.95%



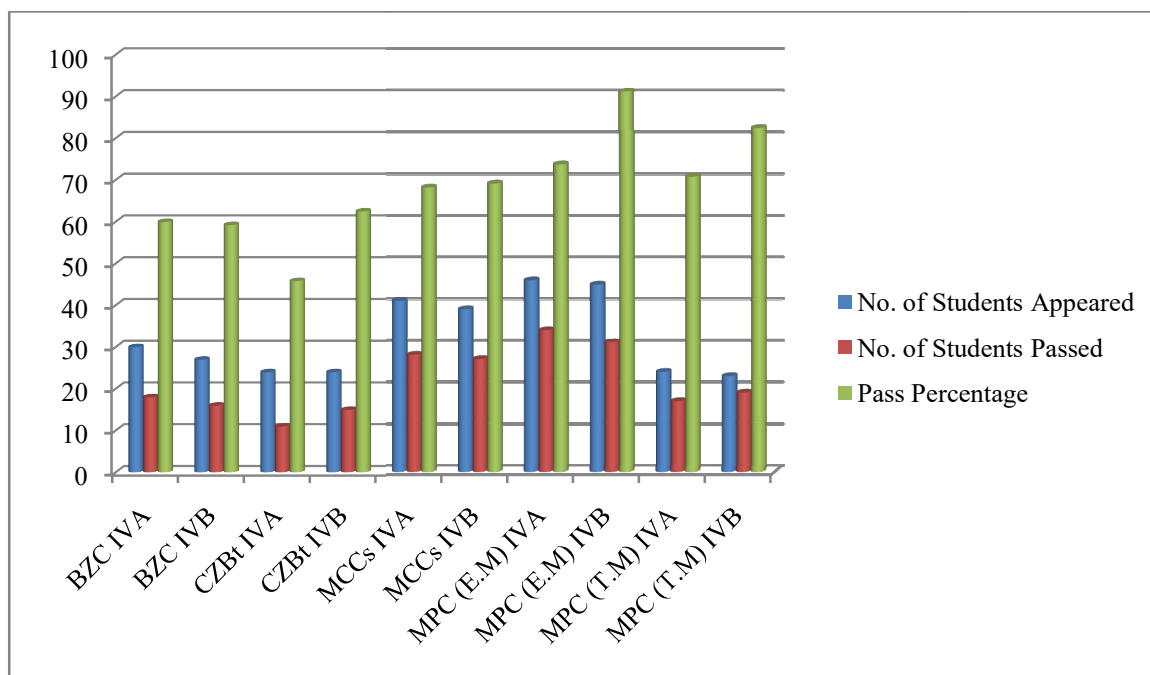
**S.V.K.P. & K.S. RAJU ARTS & SCIENCE COLLEGE (A), PENUGONDA**  
**DEPARTMENT OF CHEMISTRY (U.G)**  
**RESULT ANALYSIS**  
**Admitted Batch 2019-2020**  
**IV SEMESTER**

S.No	Group	No. of Students Appeared	No. of Students Passed	Pass Percentage
1	BZC	22	11	50%
2	CZBt	34	33	97%
3	MCCs	53	50	94.34%
4	MPC (E.M)	56	47	83.93%
5	MPC (T.M)	22	16	72.73%



**S.V.K.P. & K.S. RAJU ARTS & SCIENCE COLLEGE (A), PENUGONDA**  
**DEPARTMENT OF CHEMISTRY (U.G)**  
**RESULT ANALYSIS**  
**Admitted Batch 2019-2020**  
**V SEMESTER**

S.No	Group	No. of Students Appeared		No. of Students Passed		Pass Percentage	
		Paper-VA	Paper-VB	Paper-VA	Paper-VB	Paper-VA	Paper -VB
1	BZC	19	19	17	11	89.4%	57.89%
2	CZBt	34	34	31	33	91.1%	97%
3	MCCs	53	53	50	51	94.33%	96.22%
4	MPC (E.M)	56	56	53	50	94.6%	89.28%
5	MPC (T.M)	23	23	21	18	91.3%	78.26%



**S.V.K.P. & K.S. RAJU ARTS & SCIENCE COLLEGE (A), PENUGONDA**  
**DEPARTMENT OF CHEMISTRY (U.G)**  
**RESULT ANALYSIS**  
**Admitted Batch 2019-2020**  
**VI SEMESTER**

S.No	Group	No. of Students Appeared				No. of Students Passed				Pass Percentage (%)			
		Elective	C1	C2	C3	Elective	C1	C2	C3	Elective	C1	C2	C3
1	BZC	21	-	-	-	21	-	-	-	100	-	-	-
2	CZBt	34	5	5	5	33	5	5	5	97	100	100	100
3	MCCs	53	26	26	26	51	24	26	26	96.22	92.31	100	100
4	MPC (E.M)	56	39	39	39	52	38	39	39	92.86	97.44	100	100
5	MPC (T.M)	23	14	14	14	19	11	12	14	82.6	78.57	85.7	100

